

Scaled data based on original data using
LM-79-08 Approved Method: Electrical and Photometric Measurements of Solid-
State Lighting Products

Test Report Prepared for
Cooper Lighting Solutions
(formerly Eaton)

Brand: INVUE

Report Number: P140908

Luminaire Tested: **ECM-E02-LED-E1-SL2-8030**

Issue Date: 03/03/2020

Test Information

Test Method: LM-79-08
Report Number: P140908
REPORT IS SCALED FROM IESNA LM-79-08 TEST DATA (P33690)
Test Lab: INNOVATION CENTER-P3
Issue Date: 03/03/2020
Manufacturer: COOPER LIGHTING SOLUTIONS (FORMERLY EATON)
Product Line: INVUE
Catalog Number: ECM-E02-LED-E1-SL2-8030
Description: EPIC CLASSICAL MEDIUM DECORATIVE LED LUMINAIRE
(2) LIGHTBARS WITH AccuLED OPTICS - TYPE 2 W/ SPILL LIGHT CONTROL
Light Source: (42) 3000K CCT, 80 CRI LEDs
Ballast/Driver: -

Summary

Lumens per Lamp: N/A
Luminaire Lumens: 4857.8 lumens
Efficiency: N/A
Efficacy: 93.2 lumens/watt
Luminous Opening: Rectangular (W 0.33' x L: 1' x H: 0')
IES Classification: Type II - Short - Non-Cutoff
BUG Rating: B1 - U0 - G1

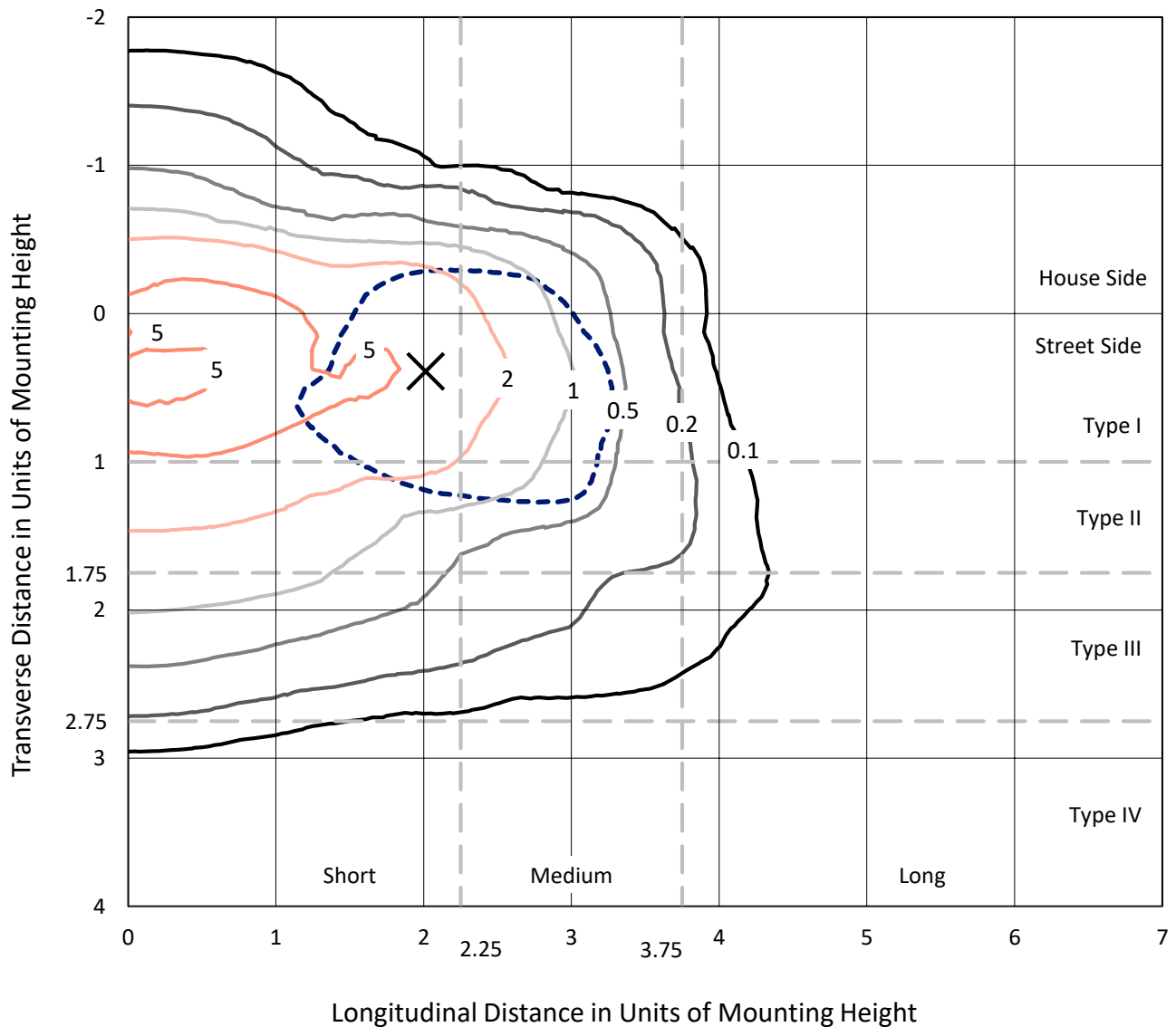
Input Watts (W): 52.1
Input Voltage (V): NR
Input Current (Ain): NR
Voltage Rise (V): NR
Power Factor: NR
Total Harmonic Distortion (THDi): NR
Frequency (hertz): 60
Stabilization Time: NR
Operation Time: NR
Ambient Temperature (°C): NR
Test Distance: 25 FT



REPORT NUMBER: P140908
 CATALOG NUMBER: ECM-E02-LED-E1-SL2-8030

Iso-Footcandle Lines of Horizontal Illumination

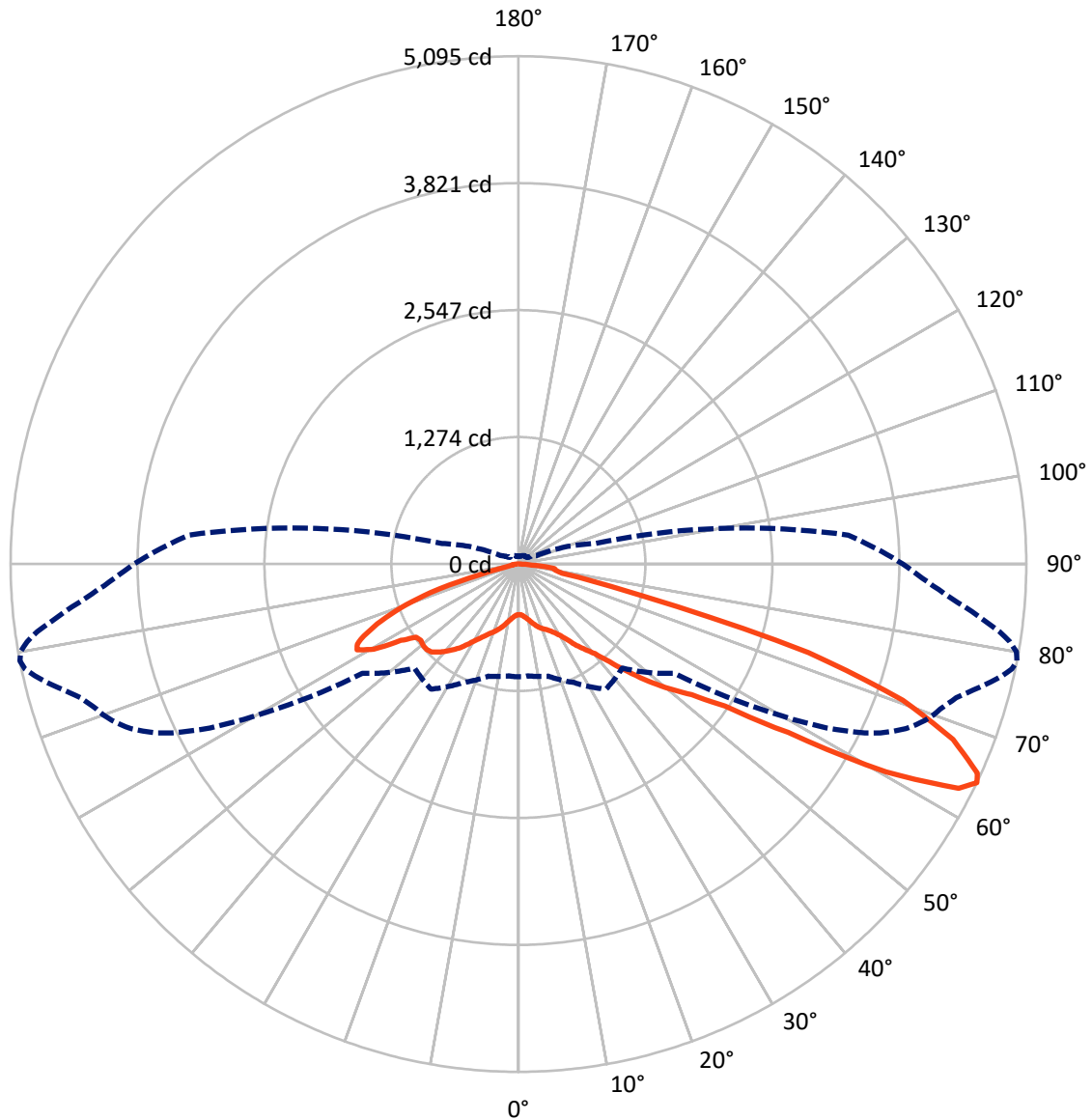
✕ Max cd
 - - - 1/2 Max cd



Based on 10 foot mounting height. Maximum calculated value = 6.8 fc
 Type II - Short - Non-Cutoff

REPORT NUMBER: P140908
CATALOG NUMBER: ECM-E02-LED-E1-SL2-8030

Luminous Intensity Polar Plot



— Vertical Plane Through 79-Deg Lateral - - - Horizontal Cone Through 64-Deg Vertical

REPORT NUMBER: P140908

CATALOG NUMBER: ECM-E02-LED-E1-SL2-8030

FLUX DISTRIBUTION:

		Downward	Upward	Total
House Side	Lumens	1157.9	0.0	1157.9
	% Fixture	23.8	0.0	23.8
Street Side	Lumens	3699.9	0.0	3699.9
	% Fixture	76.2	0.0	76.2
Total	Lumens	4857.8	0.0	4857.8
	% Fixture	100.0	0.0	100.0

Coefficient of Utilization

ZONAL LUMENS:

Zone	Lumens	% Fixture
0°-10°	50.3	1.0
10°-20°	163.2	3.4
20°-30°	280.1	5.8
30°-40°	468.2	9.6
40°-50°	802.1	16.5
50°-60°	1082.0	22.3
60°-70°	1368.7	28.2
70°-80°	546.1	11.2
80°-90°	96.9	2.0
90°-100°	0.0	0.0
100°-110°	0.0	0.0
110°-120°	0.0	0.0
120°-130°	0.0	0.0
130°-140°	0.0	0.0
140°-150°	0.0	0.0
150°-160°	0.0	0.0
160°-170°	0.0	0.0
170°-180°	0.0	0.0
0°-90°	4857.8	100.0
0°-180°	4857.8	100.0



REPORT NUMBER: P140908

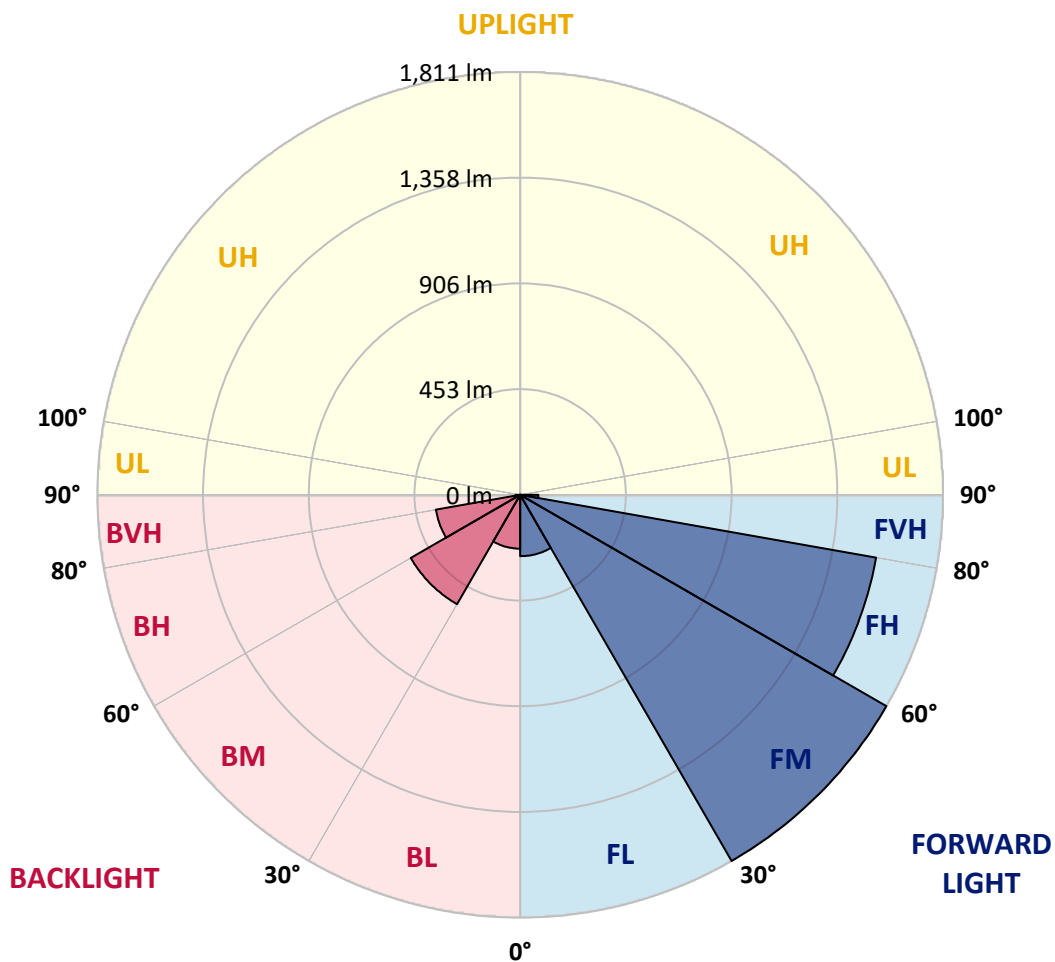
CATALOG NUMBER: ECM-E02-LED-E1-SL2-8030

LUMINAIRE CLASSIFICATION SYSTEM LUMEN TABLE AND BUG RATING:

Zone		Lumens	% Fixture	Zone Rating/Lumen Limit		
				B	U	G
FL	(0°-30°)	262.9	5.4			
FM	(30°-60°)	1811.3	37.3			
FH	(60°-80°)	1548.1	31.9			G1/1800
FVH	(80°-90°)	77.6	1.6			G1/100
BL	(0°-30°)	230.7	4.7	B1/500		
BM	(30°-60°)	541.1	11.1	B1/1000		
BH	(60°-80°)	366.8	7.6	B1/500		G1/500
BVH	(80°-90°)	19.3	0.4			G1/100
UL	(90°-100°)	0.0	0.0		U0/0	
UH	(100°-180°)	0.0	0.0		U0/0	

BUG Rating: B1-U0-G1

Type II Short



REPORT NUMBER: P140908
 CATALOG NUMBER: ECM-E02-LED-E1-SL2-8030

CANDELA DISTRIBUTION (FULL):

	0°	5°	15°	25°	35°	45°	55°	60°	61°	62°	64°
0°	508.1	508.1	508.1	508.1	508.1	508.1	508.1	508.1	508.1	508.1	508.1
2.5°	505.8	506.4	505.8	507.5	508.6	510.3	510.3	510.3	510.3	510.3	510.3
5°	505.3	505.8	505.3	508.1	510.9	514.3	517.6	518.8	518.8	519.3	519.9
7.5°	510.3	510.9	510.3	513.7	517.6	523.3	529.5	532.8	533.4	534.0	535.1
10°	526.1	525.0	522.7	526.1	530.0	538.5	545.8	551.4	553.1	553.7	555.9
12.5°	546.9	546.3	542.4	540.7	543.0	552.5	566.0	573.9	575.6	576.2	578.4
15°	562.7	561.0	557.6	555.3	559.3	569.4	587.4	597.5	600.9	601.5	605.4
17.5°	572.8	571.7	566.0	564.3	570.5	586.3	608.8	621.2	623.4	625.1	629.6
20°	589.7	586.3	577.9	570.5	575.6	599.8	626.2	639.2	642.6	644.2	648.2
22.5°	612.2	609.4	599.2	580.7	580.7	607.7	642.0	656.6	659.4	662.8	667.3
25°	651.0	648.7	629.1	597.5	589.7	615.6	656.6	676.3	679.1	683.1	689.8
27.5°	690.9	688.1	666.2	624.0	605.4	630.2	678.0	701.6	705.6	710.1	718.0
30°	742.1	737.1	715.1	666.2	636.4	653.8	711.8	741.6	746.1	751.7	762.4
32.5°	856.9	859.2	819.2	767.5	715.1	707.8	764.1	800.7	807.4	814.7	829.4
35°	1043.7	1034.7	1020.1	967.2	909.3	851.9	865.9	905.3	912.6	914.9	921.1
37.5°	1163.0	1168.1	1179.9	1179.9	1136.6	1112.4	1072.4	1053.3	1055.0	1057.2	1052.2
40°	1229.4	1240.1	1280.6	1335.2	1374.6	1396.5	1389.8	1300.3	1289.6	1275.6	1230.5
42.5°	1277.2	1287.9	1357.1	1461.8	1559.7	1637.3	1680.1	1609.8	1601.9	1568.1	1514.1
45°	1306.5	1314.9	1398.2	1546.8	1694.7	1827.0	1944.0	1919.2	1917.0	1888.3	1817.4
47.5°	1300.9	1308.2	1394.8	1573.8	1767.9	1947.4	2128.5	2173.6	2175.8	2168.5	2125.2
50°	1217.6	1235.0	1321.1	1514.1	1727.4	1994.1	2247.8	2365.4	2368.8	2375.6	2358.7
52.5°	1143.3	1156.8	1233.9	1406.7	1611.5	1947.9	2319.3	2506.1	2534.8	2551.1	2582.6
55°	1112.9	1120.8	1179.9	1326.8	1515.8	1824.7	2343.5	2607.9	2659.1	2690.1	2762.1
57.5°	1107.3	1113.5	1159.1	1271.1	1452.2	1697.5	2335.6	2744.7	2825.7	2884.2	3023.7
60°	1145.0	1150.6	1182.7	1276.7	1408.3	1604.7	2263.6	2924.7	3038.4	3195.9	3421.0
62.5°	1173.1	1176.0	1215.3	1347.0	1456.7	1514.1	2080.2	3050.7	3252.7	3453.0	3787.8
64°	1132.1	1126.4	1165.3	1310.4	1531.6	1475.3	1910.2	3044.6	3281.4	3503.7	3866.0
65°	1071.9	1075.8	1110.7	1239.0	1518.6	1473.6	1798.8	2977.0	3222.9	3458.7	3829.5
67.5°	832.7	847.9	857.5	975.1	1244.0	1521.4	1506.2	2547.2	2794.2	3019.2	3457.5
70°	447.9	446.2	467.6	560.4	865.4	1291.3	1292.4	1795.5	2068.9	2348.5	2784.6
72.5°	164.9	173.3	190.2	256.0	449.6	931.8	1184.4	1245.2	1367.3	1589.5	2057.1
75°	94.5	95.7	99.0	120.4	216.6	514.3	1100.6	1101.7	1110.7	1147.3	1401.6
77.5°	73.7	71.5	73.1	78.2	118.2	270.6	882.8	1046.5	1045.4	1039.8	1076.9
80°	55.1	57.4	60.8	60.8	73.1	145.2	501.9	931.2	962.7	986.3	999.8
82.5°	44.5	46.1	54.6	54.6	53.5	82.1	236.9	689.8	788.9	853.0	952.6
85°	28.7	30.4	46.1	45.6	43.3	48.4	123.8	231.3	249.3	303.8	432.1
87.5°	7.9	9.6	21.4	18.6	22.5	18.0	46.1	70.3	86.6	97.9	123.2
90°	0.0	0.0	0.0	0.0	0.0	0.0	0.0	0.0	0.0	0.0	0.0



REPORT NUMBER: P140908

CATALOG NUMBER: ECM-E02-LED-E1-SL2-8030

CANDELA DISTRIBUTION (continued):

	65°	66°	67°	68°	69°	70°	71°	72°	73°	74°	75°
0°	508.1	508.1	508.1	508.1	508.1	508.1	508.1	508.1	508.1	508.1	508.1
2.5°	510.3	510.3	510.3	510.9	510.9	510.9	510.9	510.9	511.5	510.3	510.3
5°	520.5	519.9	520.5	520.5	522.1	521.6	522.1	522.1	521.6	522.7	522.7
7.5°	536.8	535.7	536.8	537.3	537.9	540.2	540.2	541.3	541.8	542.4	541.3
10°	556.5	558.2	558.7	558.7	561.5	562.7	562.7	564.3	566.0	567.2	566.6
12.5°	580.7	581.8	582.4	585.7	586.3	588.0	590.8	592.5	592.5	595.3	597.0
15°	607.7	608.8	612.2	613.3	615.6	618.4	620.1	621.7	621.7	626.8	628.5
17.5°	630.7	633.0	635.2	636.9	640.9	643.7	646.5	648.2	651.0	653.2	657.2
20°	650.4	653.2	656.1	659.4	662.3	665.1	668.4	670.7	674.1	677.4	681.4
22.5°	669.6	672.9	676.3	679.1	683.1	685.9	688.7	692.6	694.9	698.3	702.8
25°	690.4	696.0	699.4	703.3	707.3	711.2	714.6	718.0	721.3	725.8	730.3
27.5°	723.6	726.4	730.9	733.1	739.9	744.4	748.9	749.5	754.0	762.4	763.5
30°	766.9	772.0	774.8	782.7	783.8	785.5	792.8	797.9	803.5	810.2	813.0
32.5°	832.2	836.7	840.6	842.9	849.1	859.2	860.3	864.8	874.4	876.1	886.2
35°	927.8	929.0	935.1	938.5	946.4	952.0	954.8	958.8	963.8	975.7	978.5
37.5°	1042.6	1052.2	1044.3	1036.4	1050.5	1048.8	1052.2	1047.7	1061.2	1061.7	1066.8
40°	1221.0	1217.0	1200.2	1182.1	1173.7	1168.6	1158.5	1156.3	1163.6	1160.2	1161.9
42.5°	1483.7	1446.6	1417.9	1396.5	1370.1	1341.4	1325.1	1300.3	1300.3	1293.0	1299.7
45°	1792.6	1751.0	1697.5	1646.9	1614.3	1576.6	1537.8	1511.9	1485.4	1465.7	1483.2
47.5°	2097.0	2068.9	2009.3	1962.6	1897.3	1841.0	1779.7	1726.2	1694.7	1671.7	1675.0
50°	2361.5	2335.6	2304.7	2241.6	2192.1	2134.7	2070.0	1999.7	1931.6	1904.0	1880.4
52.5°	2584.3	2575.3	2548.9	2519.6	2479.1	2417.8	2376.7	2309.7	2229.3	2171.3	2146.6
55°	2781.2	2797.0	2811.1	2804.9	2790.2	2782.4	2731.7	2686.1	2631.6	2614.7	2563.5
57.5°	3091.3	3136.8	3190.8	3220.7	3249.9	3316.9	3333.2	3315.8	3322.5	3318.0	3291.0
60°	3530.1	3640.4	3734.9	3810.3	3890.8	3969.0	4061.3	4122.1	4147.4	4245.3	4243.6
62.5°	3906.6	4053.4	4174.4	4265.0	4358.9	4429.8	4489.5	4550.2	4624.5	4695.4	4784.9
64°	4009.0	4124.3	4222.8	4303.8	4371.3	4429.3	4474.8	4530.5	4591.9	4683.6	4782.6
65°	3956.1	4086.0	4157.5	4230.6	4291.4	4336.4	4383.1	4433.8	4511.4	4584.0	4689.8
67.5°	3596.5	3695.0	3798.5	3866.6	3925.1	3951.6	3995.5	4037.7	4081.0	4154.1	4286.3
70°	3032.7	3143.0	3292.1	3356.3	3417.0	3426.6	3467.7	3499.2	3527.9	3625.2	3690.5
72.5°	2275.4	2489.2	2635.5	2748.0	2760.4	2808.2	2825.1	2838.1	2870.7	2888.7	2908.4
75°	1568.1	1760.6	1884.9	1927.7	1980.0	1954.7	1925.4	1822.5	1823.0	1735.8	1636.8
77.5°	1103.4	1133.2	1134.3	1134.9	1065.7	1025.2	979.0	920.0	896.9	850.7	787.7
80°	1000.4	997.0	976.2	950.9	913.2	859.2	803.5	764.7	734.3	699.9	654.9
82.5°	965.5	973.4	958.2	936.8	914.9	861.4	797.3	736.5	686.4	631.9	576.7
85°	470.4	483.9	527.8	556.5	563.2	530.0	484.5	429.3	376.4	316.8	289.2
87.5°	141.2	151.4	154.7	164.3	176.1	160.4	141.2	126.6	101.8	88.3	69.2
90°	0.0	0.0	0.0	0.0	0.0	0.0	0.0	0.0	0.0	0.0	0.0



REPORT NUMBER: P140908

CATALOG NUMBER: ECM-E02-LED-E1-SL2-8030

CANDELA DISTRIBUTION (continued):

	76°	77°	78°	79°	80°	81°	82°	83°	84°	85°	86°
0°	508.1	508.1	508.1	508.1	508.1	508.1	508.1	508.1	508.1	508.1	508.1
2.5°	510.3	510.9	510.9	510.3	510.9	510.9	511.5	510.9	510.9	510.9	510.3
5°	521.6	523.8	523.3	523.3	524.4	524.4	523.8	525.0	524.4	524.4	523.8
7.5°	543.0	543.0	544.7	545.2	544.1	544.1	545.2	545.8	546.9	547.5	547.5
10°	567.7	570.5	570.5	571.1	571.7	573.4	573.9	573.9	575.0	575.0	576.2
12.5°	598.1	599.2	600.4	603.2	603.7	603.7	606.5	606.0	606.0	608.8	609.4
15°	630.7	632.4	635.2	636.4	637.5	640.3	642.0	643.7	643.1	647.1	648.2
17.5°	659.4	661.1	664.5	667.3	669.0	670.7	671.8	674.1	677.4	680.3	680.8
20°	682.5	684.8	688.7	692.1	694.9	696.6	701.1	703.3	704.5	706.7	709.5
22.5°	705.0	709.0	712.9	714.0	720.2	721.9	725.3	728.6	730.9	736.0	737.6
25°	733.1	736.5	741.6	745.0	748.9	752.3	755.7	758.5	763.5	768.0	770.3
27.5°	770.3	773.1	777.0	783.2	786.6	788.9	795.0	800.7	802.9	807.4	811.4
30°	819.2	822.0	827.7	833.9	836.7	844.0	848.5	852.4	856.9	863.1	868.7
32.5°	890.7	894.1	899.1	907.0	907.0	912.1	921.6	930.1	933.5	940.8	944.7
35°	984.7	985.2	990.8	1002.7	1006.0	1004.9	1013.9	1021.8	1024.0	1035.3	1042.6
37.5°	1075.8	1077.5	1084.2	1088.7	1094.9	1099.4	1105.6	1117.4	1117.4	1133.8	1140.5
40°	1170.3	1178.8	1179.9	1181.0	1191.2	1209.2	1215.3	1227.2	1237.9	1253.6	1260.9
42.5°	1307.6	1316.6	1327.3	1339.7	1354.9	1365.0	1376.8	1393.7	1398.2	1417.9	1423.0
45°	1495.6	1506.2	1534.9	1537.8	1564.8	1578.3	1598.0	1620.5	1626.1	1639.0	1632.3
47.5°	1682.9	1695.3	1726.8	1759.4	1784.2	1807.8	1813.5	1823.0	1831.5	1823.6	1825.8
50°	1890.5	1908.5	1938.4	1967.1	1985.6	2012.6	2012.6	2014.9	2007.0	1994.1	1973.3
52.5°	2133.6	2136.4	2155.6	2178.1	2194.9	2200.6	2200.6	2187.6	2168.5	2147.7	2107.2
55°	2539.3	2508.3	2514.0	2514.0	2501.6	2491.5	2483.6	2452.1	2414.4	2376.7	2339.5
57.5°	3270.2	3299.4	3212.2	3188.6	3189.7	3112.6	3081.1	3027.1	2986.6	2919.1	2862.3
60°	4312.8	4292.5	4263.8	4236.8	4239.1	4137.2	4065.8	3985.3	3915.0	3766.5	3703.4
62.5°	4864.8	4936.8	4977.9	4957.0	4909.2	4845.6	4728.6	4606.5	4482.7	4356.7	4243.6
64°	4885.0	4980.1	5061.1	5094.9	5072.4	4991.9	4872.6	4720.7	4573.3	4424.8	4288.0
65°	4787.1	4907.5	5012.2	5059.4	5060.6	4989.7	4870.4	4717.3	4559.8	4387.6	4245.3
67.5°	4380.9	4519.3	4622.3	4701.6	4769.7	4733.7	4651.0	4488.3	4339.2	4144.0	3988.1
70°	3771.5	3857.0	3972.9	4088.9	4143.4	4151.9	4120.9	4038.8	3864.4	3705.7	3504.8
72.5°	2906.7	3039.5	2971.4	3042.9	3088.4	3044.0	3049.6	2909.5	2853.3	2713.7	2572.5
75°	1539.4	1543.9	1514.7	1302.0	1275.6	1178.2	1286.2	1093.2	1027.4	966.7	888.4
77.5°	714.0	621.7	535.7	447.3	365.7	320.2	249.8	220.0	198.1	174.4	179.5
80°	597.0	526.1	450.7	373.6	314.0	253.8	203.7	158.1	126.6	106.3	96.8
82.5°	528.3	465.9	413.6	366.3	323.5	264.5	217.2	167.7	128.8	97.3	75.4
85°	238.6	186.8	169.9	133.9	113.7	96.8	77.1	63.6	52.3	44.5	34.9
87.5°	55.7	38.3	32.6	30.9	27.0	25.3	21.4	22.5	18.6	14.6	15.2
90°	0.0	0.0	0.0	0.0	0.0	0.0	0.0	0.0	0.0	0.0	0.0



REPORT NUMBER: P140908

CATALOG NUMBER: ECM-E02-LED-E1-SL2-8030

CANDELA DISTRIBUTION (continued):

	87°	88°	89°	90°	95°	105°	115°	125°	135°	145°	155°
0°	508.1	508.1	508.1	508.1	508.1	508.1	508.1	508.1	508.1	508.1	508.1
2.5°	510.3	510.3	510.9	510.9	511.5	512.6	514.3	512.6	512.6	512.6	513.1
5°	525.0	525.5	525.0	525.0	526.1	527.8	528.3	525.0	523.3	521.6	519.3
7.5°	546.3	548.6	548.0	548.0	549.2	549.2	548.0	543.0	537.9	530.0	523.3
10°	576.2	577.3	577.3	577.3	579.0	580.1	575.0	563.8	550.3	536.2	523.8
12.5°	611.6	611.0	612.7	614.4	613.3	613.3	603.7	586.3	564.3	541.3	519.9
15°	648.7	649.3	649.3	652.1	652.7	650.4	635.2	608.2	574.5	539.6	505.3
17.5°	683.6	684.8	685.3	687.6	690.4	684.2	662.3	625.7	576.2	523.8	477.7
20°	712.9	714.6	716.3	718.0	720.8	716.3	687.0	634.1	567.2	498.5	445.6
22.5°	739.3	742.1	743.3	746.1	750.6	745.0	709.5	634.1	546.9	470.9	409.6
25°	771.4	774.8	780.4	781.5	789.4	783.2	727.5	629.6	523.8	436.1	370.8
27.5°	813.6	817.0	822.0	824.9	834.4	826.0	741.0	617.8	495.1	398.4	333.1
30°	869.3	872.7	878.9	881.7	899.1	871.0	750.0	599.8	461.9	354.5	289.8
32.5°	947.0	956.0	955.4	962.7	978.5	921.1	754.0	574.5	420.3	310.0	249.3
35°	1048.8	1055.0	1060.6	1070.7	1078.1	974.5	751.2	541.3	368.5	263.9	213.8
37.5°	1146.7	1157.4	1161.3	1168.1	1166.4	1010.5	739.9	489.5	312.3	222.8	189.6
40°	1268.8	1275.0	1287.4	1293.6	1263.7	1044.9	713.5	420.3	256.0	195.8	173.9
42.5°	1431.4	1439.3	1433.1	1431.4	1374.0	1064.0	662.8	351.1	214.4	176.1	160.9
45°	1628.9	1632.3	1613.7	1601.3	1501.2	1062.3	589.1	285.8	185.7	161.5	149.7
47.5°	1807.3	1800.5	1776.3	1757.8	1611.5	1022.9	496.8	235.8	170.5	149.7	140.7
50°	1954.7	1924.9	1899.0	1875.3	1699.8	962.7	408.5	198.6	155.9	140.1	131.7
52.5°	2088.0	2047.5	2017.1	1977.2	1780.3	883.4	338.2	173.3	141.2	130.5	122.1
55°	2285.5	2238.3	2199.4	2160.1	1922.6	821.5	292.6	154.2	126.6	120.4	112.5
57.5°	2852.1	2725.5	2691.2	2655.8	2304.1	808.0	266.1	139.0	115.3	110.8	105.8
60°	3626.9	3544.8	3489.6	3403.0	2937.7	851.3	246.4	127.7	107.5	104.7	100.2
62.5°	4132.2	4033.2	3942.0	3853.7	3309.6	850.2	222.3	120.4	103.0	102.4	95.7
64°	4164.3	4053.4	3951.6	3856.5	3321.4	794.5	200.3	115.3	103.0	103.0	92.8
65°	4111.4	4000.0	3894.7	3795.7	3253.9	751.7	185.7	113.1	104.7	104.1	91.2
67.5°	3841.8	3729.9	3611.7	3505.4	2968.0	589.1	146.9	109.2	113.7	109.7	89.5
70°	3365.3	3238.1	3149.2	3072.7	2547.7	411.3	116.5	111.4	124.3	116.5	94.0
72.5°	2439.1	2335.6	2334.5	2247.8	1928.8	261.1	94.0	110.8	123.8	115.3	97.3
75°	947.5	812.5	808.0	838.4	820.4	141.2	81.0	97.9	101.3	96.2	86.1
77.5°	162.0	159.2	157.5	166.0	182.9	78.2	74.3	83.3	75.4	68.1	71.5
80°	90.0	86.1	85.0	85.0	79.9	64.1	65.8	66.4	54.6	50.6	59.1
82.5°	62.5	58.0	55.7	54.0	52.3	57.4	58.5	52.3	39.4	38.8	55.1
85°	30.4	28.7	28.1	28.1	32.1	54.0	48.4	40.5	26.4	26.4	59.6
87.5°	12.9	12.9	11.3	11.3	17.4	34.3	21.9	16.9	10.7	12.4	24.2
90°	0.0	0.0	0.0	0.0	0.0	0.0	0.0	0.0	0.0	0.0	0.0



REPORT NUMBER: P140908

CATALOG NUMBER: ECM-E02-LED-E1-SL2-8030

CANDELA DISTRIBUTION (continued):

	165°	175°	180°
0°	508.1	508.1	508.1
2.5°	512.6	513.7	513.1
5°	516.5	516.5	515.4
7.5°	516.0	513.7	512.6
10°	512.6	506.4	505.8
12.5°	503.6	493.5	490.6
15°	477.7	464.2	460.8
17.5°	445.1	429.3	424.8
20°	407.9	389.9	383.7
22.5°	371.9	351.1	344.9
25°	332.5	311.7	308.3
27.5°	289.2	269.5	264.5
30°	249.3	232.4	228.4
32.5°	213.2	201.4	201.4
35°	189.6	179.5	179.5
37.5°	171.0	166.5	166.0
40°	158.7	154.7	154.2
42.5°	149.1	144.6	144.0
45°	139.0	134.5	134.5
47.5°	129.4	124.3	124.9
50°	119.8	115.9	115.9
52.5°	112.0	108.0	107.5
55°	104.7	100.7	100.2
57.5°	97.9	93.4	92.8
60°	91.2	86.6	85.5
62.5°	85.5	80.5	79.3
64°	82.1	77.1	76.0
65°	80.5	74.8	74.3
67.5°	78.8	71.5	70.9
70°	85.0	70.3	67.5
72.5°	85.5	68.6	65.3
75°	81.0	65.3	62.5
77.5°	71.5	59.6	56.3
80°	68.6	46.7	41.1
82.5°	63.0	38.3	32.1
85°	51.8	24.8	23.1
87.5°	29.8	16.3	11.8
90°	0.0	0.0	0.0

(END OF REPORT)